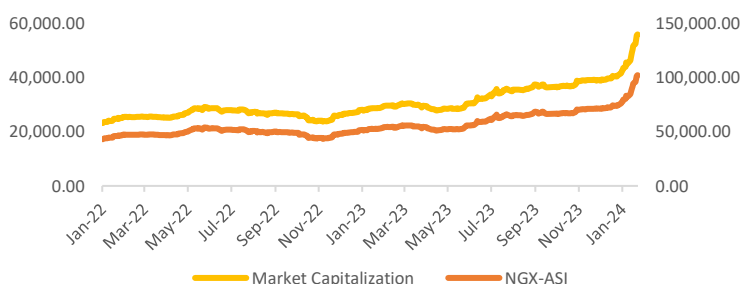




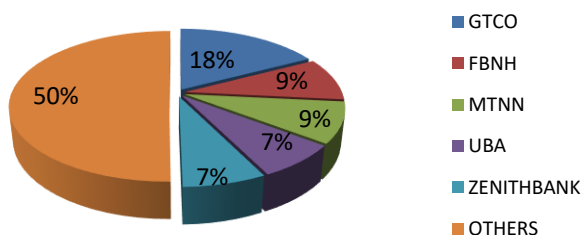
Bearish Sentiment Continues, Wipes Out N849 billion from Investors Pocket; NIBOR Falls as System Liquidity Improves.....

Bearish Sentiment continues as investors lose N849 billion at the close of Tuesday's trade. The Nigerian equities market suffered a massive loss, as its All-Share Index further declined by 1.50% to close at 102,108.05 points. Correspondingly, the market capitalization of listed equities plummeted by 1.50% to N55.87 trillion, resulting in a year-to-date return of 36.56% (from 38.63%). It is crucial to highlight that the Exchange accounted for more declining stocks (46) than advancing stocks (14). Significant sell-off was detected in BUACEMENT, CONHALLPLC, STERLINGNG, UPDC and TIP with share price depreciations by -10.00%, -10.00%, -9.85%, -9.79% and -9.79%, respectively. Furthermore, negative sentiment pervaded the market as trading on the NGX displayed bearish results, with the total deals, volume and value nosediving by 13.99%, 41.28% and 60.70% to 11,761 deals, 494.19 million units and N7.60 billion, respectively. Performance across the sectors indicated broad based losses as four out of the five sub-sector gauges tracked closed in the red zone. The Banking, Insurance, Consumer and Industrial Goods indexes declined by 2.27%, 1.00%, 0.22% and 3.79%, respectively. The Oil/Gas sector held steady from the previous session. Despite the overall bearish momentum, a few stocks recorded positive price movements, amongst which include JULI (+10.00%), CADBURY (+10.00%), MEYER (+9.94%), DAARCOMM (+9.09%) and CAP (+4.58%). At the close of the trading session, JAIZBANK took the spotlight as the most traded security in terms of volume with 90.78 million units, traded across 433 deals, while GTCO led in traded value at N1.32 billion.

Movement in the NGX-ASI & Market Capitalization



Today's biggest transactions by %age of total naira votes



MARKET STATISTICS	CLOSE	PREVIOUS	TODAY'S%	YTD %
All Share Index (ASI)	102,108.05	103,659.81	(1.50)	36.556
Deals	11,761	13,674	(13.99)	
Volume (millions)	494.19	841.55	(41.28)	
Value (₦' Millions)	7,596.34	19,327.65	(60.70)	
Market Cap (₦' billions)	55,872.02	56,721.12	(1.50)	36.548

SECTORED INDICES	CLOSE	PREVIOUS	TODAY'S % Δ
NGX BANKING	931.51	953.13	-2.27
NGX INSURANCE	424.53	428.81	-1.00
NGX CONSUMER GOODS	1,476.67	1,479.87	-0.22
NGX OIL/GAS	1,251.64	1,251.64	0.00
NGX IND	5,451.55	5,666.54	-3.79

Source: NGX, Cowry Research

TENOR	NIBOR as @ 06/02/2024	NIBOR as @ 05/02/2024	PPT
Overnight	17.6900	21.3500	-3.66
1 Month	17.8800	18.2000	-0.32
3 Months	18.1300	18.4500	-0.32
6 Months	18.6900	18.9800	-0.29

Source: FMDQ

TENOR	NITTY as @ 06/02/2024	NITTY as @ 05/02/2024	PPT
1Month	7.2200	7.5900	-0.37
3 Months	9.4400	9.2600	0.18
6 Months	12.3400	11.4200	0.92
12 Months	17.5100	17.7500	-0.24

Source: FMDQ

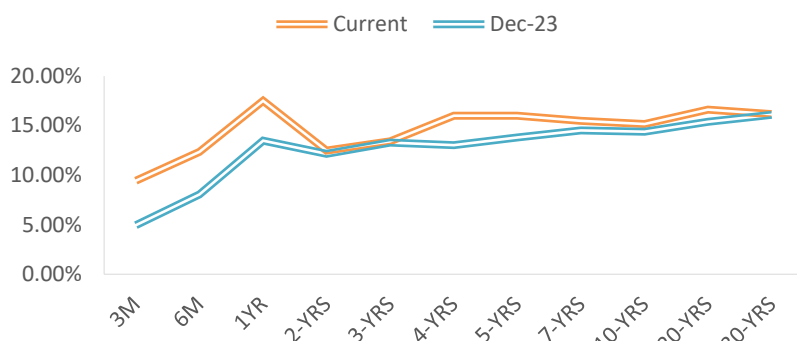
Bond Name	Maturity (Years)	Bid Price	Daily Δ	Offeryield	Yield YTD PPT Δ
16.29% FGN MAR 2027	10	100.59	-1.14	16.02%	0.030
12.50% FGN MAR 2035	15	79.96	0.00	16.48%	0.016
16.25% FGN APR 2037	20	98.00	0.00	16.61%	0.012
12.98% FGN MAR 2050	30	80.67	0.00	16.15%	0.001

Source: FMDQ

EurobondName	Maturity (Years)	Bid Price	Daily Δ	Offer Yield	Yield YTD PPT Δ
6.50 NOV 28, 2027	10	90.37	-0.12	9.57%	0.003
7.69% FEB 23, 2038	20	79.06	-0.39	10.59%	0.005
7.62% NOV 28, 2047	30	75.91	-0.38	10.37%	0.005



NAIRA YIELD CURVE



S&P/FMDQ Nigeria Sovereign Bond Index (NGN)



Money Market

In the money market, NIBOR trended lower across all maturity gauges, reflecting Liquidity ease in the system. The Overnight, 1-month, 3-month and 6-month NIBOR rates declined by 3.66%, 0.32%, 0.32% and 0.29%, respectively. Key money market rates, such as the open repo rate (OPR) and overnight lending rate (OVN) declined by 6.10% and 5.90% to 16.00% and 17.00%, respectively.

In the Nigerian Interbank Treasury Bills market, NITTY closed in the mix. The 1-month and 12-month NITTY declined by 37bps and 24bps, while the 3-month and 6-month NITTY rates increased by 18bps and 92bps, respectively. The average secondary market yield on T-bills increased by 192bps to 11.60% on bearish sentiments.

Bond Market

In the secondary market for FGN Bonds, trading on Tuesday exhibited slight bearish results. The average yield increased by 3bps to close at 15.32%.

In Nigeria's sovereign Eurobonds market, there was a negative level of activity. Sell sentiment was evident across all ends of the yield curve, leading to an increase in the average yield by 5bps to 10.09%.

Foreign Exchange Market

Turning to the foreign exchange market, the Naira depreciated yet again by 0.99% to close at N1,433.89 per dollar. In the parallel market, the Naira traded weak on Tuesday to close at N1,455 against the US dollar.

Global Commodity Market

In the global commodity market WTI crude futures advanced by 0.79% to \$73.34 per barrel on Tuesday. Also, the Brent Crude closed higher at \$78.66 per barrel.

Source: FMDQ, Trading Economics, OilPrice.com, S&P Dow Jones, Cowry Research

USD/NGN Exchange Rate	06/02/2024	Previous	Daily %
I&E FX	₦1,433.89	₦1,419.86	0.99%
Parallel	₦1,455	₦1,415	2.83%

Major Currencies & Commodities	06/02/2024	Daily %	Yearly %
EURUSD	1.0741	0.00%	0.16%
GBPUSD	1.258	0.35%	4.42%
USDZAR	18.9145	-0.78%	7.78%
USDEGP	30.8978	0.15%	2.14%
Crude Oil, \$/bbl	73.357	0.79%	-5.24%
Brent, \$/bbl	78.66	0.86%	-5.55%
Natural Gas, \$/MMBtu	2.035	-2.25%	-23.53%
Coal, \$/T	119	2.59%	-49.36%
Gold, \$/t.oz	2030.74	0.30%	8.41%
Wheat, \$/Bu	589.34	-0.15%	-22.61%
Palm Oil, MYR/T	3843	1.08%	-2.44%
Cocoa, \$/T	5242	1.02%	103.80%

IMPORTANT DISCLOSURES

This report is produced by the Research Desk, Cowry Asset Management Limited (COWRY) as a guideline for Clients that intend to invest in securities on the basis of their own investment decision without relying completely on the information contained herein. The opinion contained herein is for information purposes only and does not constitute any offer or solicitation to enter into any trading transaction. While care has been taken in preparing this document, no responsibility or liability whatsoever is accepted by any member of COWRY for errors, omission of facts, and any direct or consequential loss arising from the use of this report or its contents.



Cowry Daily Market Insight

06 February 2024

Corporate Bond Issuer	Description	Issue Date	Maturity Date	Coupon (%)	Yield (%)	Daily Δ
DANGOTE CEMENT PLC	11.25 DANGCEM IA 30-MAY-2024	26-May-21	30-May-24	11.25	10.81	1.76
FLOUR MILLS OF NIGERIA PLC	11.10 FLOURMILLS IIIB 27-FEB-2025	27-Feb-20	27-Feb-25	11.10	19.27	2.26
LAPO MFB SPV PLC	13.00 LAPO MFB II 30-MAR-2025	30-Mar-20	30-Mar-25	13.00	15.93	1.79
DANGOTE CEMENT PLC	12.50 DANGCEM I 30-APR-2025	24-Apr-20	30-Apr-25	12.50	17.10	1.36
UNITED CAPITAL PLC	12.50 UNICAP I 28-MAY-2025	28-May-20	28-May-25	12.50	17.23	2.61
PARTHIAN PARTNERS FUNDING SPV PLC	13.50 PAPF SPV I 27-Jul-2025	27-Jul-22	27-Jul-25	13.50	15.14	0.13
UNION BANK OF NIGERIA PLC	15.75 UNION II 3-SEP-2025	07-Sep-18	03-Sep-25	15.75	14.41	0.00
STERLING INV. MGT. PLC	16.25 STERLING INV. II 6-OCT-2025	05-Oct-18	06-Oct-25	16.25	16.83	0.01
WEMA FUNDING SPV PLC	16.50 WEMA FUNDING SPV II 12-OCT-2025	12-Oct-18	12-Oct-25	16.50	16.90	0.01
CORONATION MB FUNDING SPV PLC	6.25 CORO MB SPV I 30-NOV-2025	30-Nov-20	30-Nov-25	6.25	15.68	0.01
FLOUR MILLS OF NIGERIA PLC	5.50 FLOURMILLS IV A 15-DEC-2025	14-Dec-20	15-Dec-25	5.50	14.33	0.01
CARDINALSTONE FINANCING SPV PLC	7.00 CARDINAL SPV I 30-DEC-2025	30-Dec-20	30-Dec-25	7.00	15.60	1.70
FSDH FUNDING SPV PLC	8.50 FSDH SPV PLC IA 16-FEB-2026	16-Feb-21	16-Feb-26	8.50	14.56	0.03
FSDH FUNDING SPV PLC	8.00 FSDH SPV PLC IB 16-FEB-2026	16-Feb-21	16-Feb-26	8.00	14.56	0.03
MECURE INDUSTRIES FUNDING SPV PLC	13.00 MECURE SPV PLC I 31-MAR-2026	31-Mar-21	31-Mar-26	13.00	17.35	1.49
FLOUR MILLS OF NIGERIA PLC	14.5 FLOURMILL I 9-MAY-2026	09-May-23	09-May-26	14.50	14.46	0.00
DANGOTE CEMENT PLC	12.50 DANGCEM IB 30-MAY-2026	26-May-21	30-May-26	12.50	15.22	0.15
ACCESS BANK PLC	15.50 ACCESS BANK 23-JUL-2026	23-Jul-19	23-Jul-26	15.50	16.09	0.01
MTN NIGERIA COMMUNICATIONS PLC	13.50 MTNN IA 30-SEP-2026	30-Sep-22	30-Sep-26	13.50	15.98	0.28
SUNDRY FOODS FUNDING SPV PLC	13.50 SUNDRY SPV PLC I 15-DEC-2026	15-Dec-21	15-Dec-26	13.50	14.42	0.01
EAT & GO FINANCE SPV PLC	14.25 EAT & GO FINANCE SPV 17-DEC-2026	17-Dec-19	17-Dec-26	14.25	15.77	0.00
DANGOTE CEMENT PLC	11.85 DANGCEM IIA 30-APR-2027	27-Apr-22	30-Apr-27	11.85	16.92	0.36
AXXELA FUNDING 1 PLC	14.30 AXXELA I 20-MAY-2027	20-May-20	20-May-27	14.30	16.17	0.02
ACCELEREX SPV PLC	14.00 ACSP I 15-JUN-2027	15-Jun-22	15-Jun-27	14.00	18.14	0.27
NOVAMBL INVESTMENTS SPV PLC	12.00 NOVAMBL SPV I 23-JUL-2027	23-Jul-20	23-Jul-27	12.00	19.99	0.29
UNICAP	15.00 UNICAP II 14-SEP-2027	14-Sep-22	14-Sep-27	15.00	18.01	0.22
*NMRC	7.20 NMRC III 2-NOV-2027	02-Nov-20	02-Nov-27	7.20	16.96	0.02
VIATHAN FUNDING PLC	16.00 VIATHAN (GTD) 14-DEC-2027	15-Dec-17	14-Dec-27	16.00	15.19	0.14

www.cowryasset.com

IMPORTANT DISCLOSURES

This report is produced by the Research Desk, Cowry Asset Management Limited (COWRY) as a guideline for Clients that intend to invest in securities on the basis of their own investment decision without relying completely on the information contained herein. The opinion contained herein is for information purposes only and does not constitute any offer or solicitation to enter into any trading transaction. While care has been taken in preparing this document, no responsibility or liability whatsoever is accepted by any member of COWRY for errors, omission of facts, and any direct or consequential loss arising from the use of this report or its contents.



Cowry Daily Market Insight

06 February 2024

Corporate Bond Issuer	Description	Issue Date	Maturity Date	Coupon (%)	Yield (%)	Daily Δ
FLOUR MILLS OF NIGERIA PLC	6.25 FLOURMILLS IV B 14-DEC-2027	14-Dec-20	14-Dec-27	6.25	17.67	0.10
BUA CEMENT PLC	7.50 BUACEM I 30-DEC-2027	30-Dec-20	30-Dec-27	7.50	14.83	0.08
*ARADEL HOLDINGS PLC	17.00 ARAD I 13-JAN-2028	13-Jan-23	13-Jan-28	17.00	16.32	0.35
MTN NIGERIA COMMUNICATIONS PLC	13.00 MTN COM PLC I 5-MAY-2028	05-May-21	05-May-28	13.00	17.00	0.14
DANGOTE CEMENT PLC	13.50 DANGCEM IC 30-MAY-2028	26-May-21	30-May-28	13.50	16.87	0.01
C&I LEASING PLC	15.50 C&I LEASING II 3-JUN-2028	03-Jun-21	03-Jun-28	15.50	17.43	0.25
CERPAC RECEIVABLES FUNDING SPV PLC	14.50 CERPAC-SPV III 15-JUL-2028	10-Sep-21	15-Jul-28	14.50	18.77	0.38
SUNDRY FOODS FUNDING SPV PLC	16.00 SUNDRY SPV PLC II 23-OCT-2028	23-Oct-23	23-Oct-28	16.00	17.02	0.38
ARDOVA PLC	13.30 ARDOVA PLC IA 12-NOV-2028	12-Nov-21	12-Nov-28	13.30	16.18	0.23
EAT & GO FINANCE SPV PLC	13.25 EAT & GO FINANCE SPV 8-MAR-2029	08-Mar-22	08-Mar-29	13.25	18.95	0.40
PRESCO PLC	12.85 PRESCO PLC 5-APR-2029	05-Apr-22	05-Apr-29	12.85	17.90	0.30
DANGOTE CEMENT PLC	12.35 DANGCEM IIB 30-APR-2029	27-Apr-22	30-Apr-29	12.35	16.62	0.00
UNION BANK OF NIGERIA PLC	16.20 UNION III 27-JUN-2029	27-Jun-19	27-Jun-29	16.20	18.79	0.00
DANGOTE INDUSTRIES FUNDING PLC	12.75 DANGIFP IA 19-JUL-2029	19-Jul-22	19-Jul-29	12.75	17.27	0.00
GEREGU POWER PLC	14.50 GERP I 28-JUL-2029	28-Jul-22	28-Jul-29	14.50	18.80	0.36
*NMRC	14.90 NMRC I 29-JUL-2030	29-Jul-15	29-Jul-30	14.90	17.00	0.11
TSL SPV PLC	10.00 TSL SPV I (GTD) 6-OCT-2030	06-Oct-20	06-Oct-30	10.00	18.65	0.28
FBNQ MB FUNDING SPV PLC	6.25 FBNQ MB SPV II 16-DEC-2030	16-Dec-20	16-Dec-30	6.25	16.06	0.00
FIDELITY BANK PLC	8.50 FIDELITY I 7-JAN-2031	07-Jan-21	07-Jan-31	8.50	16.04	0.00
PRIMERO BRT SECURITISATION SPV PLC	17.00 PRIMERO BRT-SPV 27-OCT-2031	24-May-19	27-Oct-31	17.00	17.58	0.00
MTN NIGERIA COMMUNICATIONS PLC	12.75 MTN COM PLC II 4-NOV-2031	04-Nov-21	04-Nov-31	12.75	16.07	0.00
ARDOVA PLC	13.65 ARDOVA PLC IB 12-NOV-2031	12-Nov-21	12-Nov-31	13.65	17.72	0.03
GPC-SPV COMPANY PLC	13.00 GPC SPV PLC (GTD) 23-NOV-2031	23-Nov-21	23-Nov-31	13.00	16.71	0.00
PAT DIGITAL INFRA FUND SPV PLC	13.25 PAT SPV PLC (GTD) 2-FEB-2032	02-Feb-22	02-Feb-32	13.25	16.89	0.00
DANGOTE CEMENT PLC	13.00 DANGCEM IIC 30-APR-2032	27-Apr-22	30-Apr-32	13.00	16.35	0.00
DANGOTE CEMENT PLC	13.00 DANGCEM IIC 30-APR-2032	19-Jul-22	19-Jul-32	13.50	16.63	0.00
MTN NIGERIA COMMUNICATIONS PLC	14.50 MTNN IB 30-SEP-2032	30-Sep-22	30-Sep-32	14.50	16.04	0.00
DANGOTE INDUSTRIES FUNDING PLC	13.50 DANGIFP IB 19-JUL-2032	19-Jul-22	19-Jul-32	16.75	17.17	0.00
*NMRC	13.80 NMRC II 15-MAR-2033	21-May-18	15-Mar-33	13.80	16.37	0.00
GEL UTILITY FUNDING SPV PLC	15.15 GEL UTILITY-SPV (GTD) 28-AUG-2034	28-Aug-19	28-Aug-34	15.15	16.63	0.00
LFZC FUNDING SPV PLC	13.25 LFZC II 16-MAR-2042	10-May-22	16-Mar-42	13.25	17.40	0.00
LFZC FUNDING SPV PLC	15.25 LFZC III 29-MAR-2043	29-Mar-23	29-Mar-43	19.76	17.72	0.00
FCMB GROUP PLC	16.00 FCMB I (PERP)	16-Feb-23	-	16.00	17.91	0.01
FCMB GROUP PLC	16.00 FCMB II (PERP)	24-Oct-23	-	16.00	16.76	0.00

www.cowryasset.com

IMPORTANT DISCLOSURES

This report is produced by the Research Desk, Cowry Asset Management Limited (COWRY) as a guideline for Clients that intend to invest in securities on the basis of their own investment decision without relying completely on the information contained herein. The opinion contained herein is for information purposes only and does not constitute any offer or solicitation to enter into any trading transaction. While care has been taken in preparing this document, no responsibility or liability whatsoever is accepted by any member of COWRY for errors, omission of facts, and any direct or consequential loss arising from the use of this report or its contents.



Cowry Daily Market Insight 06 February 2024

www.cowryasset.com

IMPORTANT DISCLOSURES

This report is produced by the Research Desk, Cowry Asset Management Limited (COWRY) as a guideline for Clients that intend to invest in securities on the basis of their own investment decision without relying completely on the information contained herein. The opinion contained herein is for information purposes only and does not constitute any offer or solicitation to enter into any trading transaction. While care has been taken in preparing this document, no responsibility or liability whatsoever is accepted by any member of COWRY for errors, omission of facts, and any direct or consequential loss arising from the use of this report or its contents.